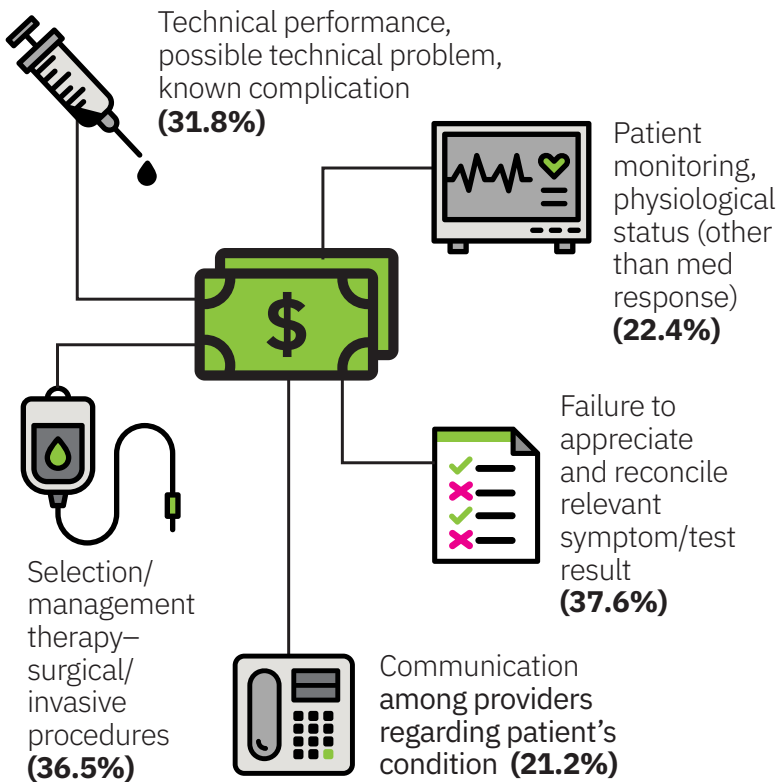
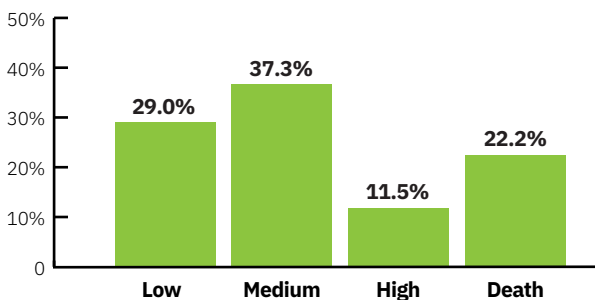


Anesthesiology—claims statistics and analysis

Top contributing factors for all high-severity anesthesiology claims¹



Clinical severity¹



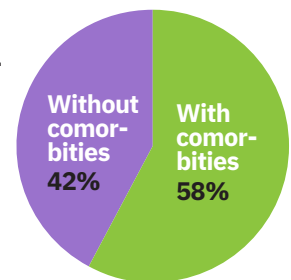
Low = Temporary insignificant injury
Medium = Temporary major or permanent minor injury
High = Permanent major or permanent grave injury
Death = Adult or infant/fetal death



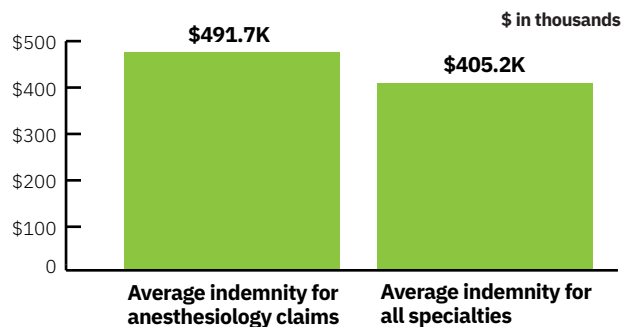
Comorbidities¹

58% of all anesthesia claims included comorbidities.

Obesity, cardiovascular disease, hypertension, and diabetes were the most common associated conditions.



Indemnity for anesthesiology vs. all specialties¹



Explore the **MIEC Knowledge Library**, which contains valuable patient safety and risk management content.

Data Driven Risk Management: MIEC partners with independent sources to supply detailed data that allows for analysis and insight. This information is intended to help MIEC members evaluate their practices and procedures. **Notes:** ¹ Candello Discover (N=767 national anesthesiology claims from assert years 2018-2025)

miec.com
800.227.4527

